

Afghanistan Contraception within the context of adolescents' sexual and reproductive lives: Country profile

SOCIO-DEMOGRAPHIC CHARACTERISTICS					
	Both Sexes	Female		Male	
	10-19 years	10-14 years	15-19 years	10-14 years	15-19 years
Total population of adolescents (millions) ¹ (2019)	1.0	2.5	2.3	2.7	2.4
% of total population that are adolescents ¹ (2019)	25.2	13.4	11.9	13.3	11.9
% of adolescents that live in rural areas ² (2014)	71.4	71.0	70.1	72.2	72.3
% of total rural population that are adolescents ² (2014)	26.3	14.0	11.7	14.5	12.3
% of total urban population that are adolescents ² (2014)	28.8	15.7	13.7	15.3	12.9
% national monetary child poverty ³ (2017)	No data				
Completion rate for lower secondary school ⁴ (2015)	Female	25.2			
	Male	48.7			
Completion rate for upper secondary school ⁴ (2015)	Female	15.0			
	Male	33.5			
Out of school rate	Female	No data			
	Male	No data			

CHILD MARRIAGE/UNION STATUS ⁵ (2015)		
	Female	Male
Adolescents, 15-19, who are married/ in union (%)	16.9	3.1
% married/in union before age 15 (aged 20-24)	4.2 ⁶ (2017)	0.8
% married/in union before age 18 (aged 20-24)	28.0 ⁶ (2017)	7.3

FEMALE GENITAL MUTILATION ⁵ (2012)		
	10-14 years	15-19 years
% of girls who have undergone female genital mutilation/cutting	No data	No data

GENDER-BASED VIOLENCE ⁵ (2015)		
% of girls who report experiencing:	10-14 years	15-19 years
Physical violence in the last 12 months	No data	29.0
Sexual violence in the last 12 months	No data	4.7
% of adolescents (aged 15-19) who think a husband is justified in hitting or beating his wife in certain circumstances	Female	Male
	78.3	70.6

SEXUAL ACTIVITY ⁵ (2015)				
	Female		Male	
	10-14 years	15-19 years	10-14 years	15-19 years
% of adolescents engaged in pre-coital physical behavior	No data	No data	No data	No data
% of adolescents that ever had sex	No data	17.0	No data	3.1
% of adolescents having had sex by age 15	No data	1.8	No data	0.2
% of adolescents sexually active in the last month	No data	89.0*	No data	96.4*

CHILDBEARING		
% of adolescent girls who have begun childbearing ⁵ (2015)	10-14 years	No data
	15-19 years	12.1
% of women (aged 20-24) who gave birth before 18 years ⁵ (2015)	20.4	
Number of births per 1,000 girls, 15-19 ⁷ (2019)	49.9	
% of adolescent girls (aged 15-19) with live births who received antenatal care (ANC4+ visits) ⁸ (2018)	18.7	
% of births among girls (aged 15-19) attended by skilled health personnel ⁵ (2015)	50.1	

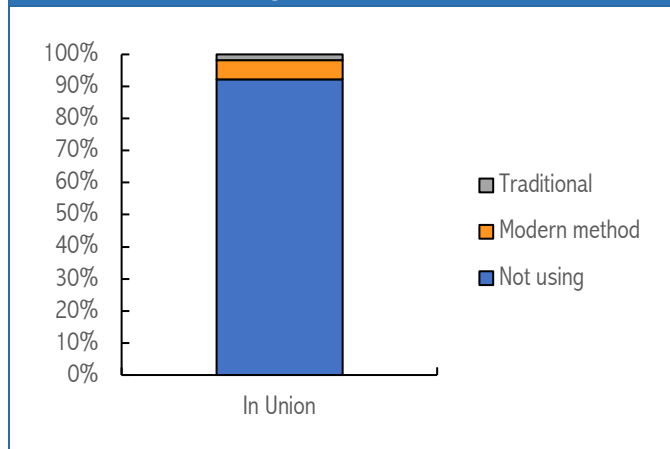
ABORTION

	10-14 years	15-19 years
Abortion rate per 1,000 girls	No data	No data

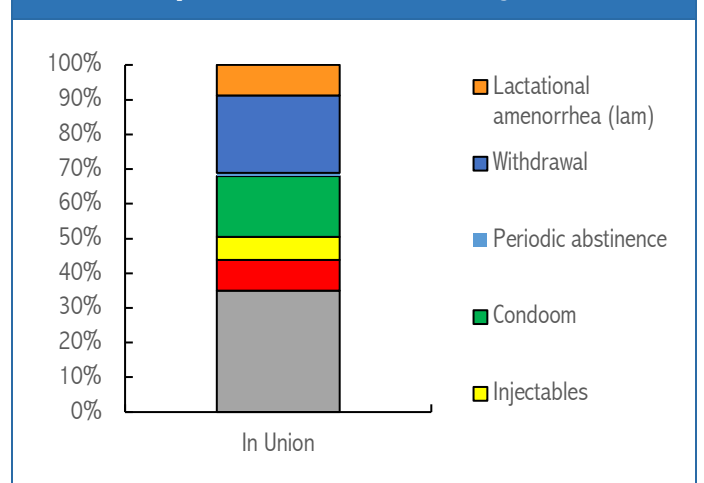
FERTILITY INTENTIONS & CONTRACEPTIVE USE^{5,7} (2015)

% of pregnancies experienced by adolescent girls aged 15-19 in the 5 years preceding the survey, including current pregnancies, by planning status	Married/ In union	Unmarried/ not in union
Last pregnancy wanted (<2 years)	94.5	No data
Last pregnancy wanted later (>=2 years)	4.3	No data
Last pregnancy not wanted at all	1.3	No data
% of adolescent girls (aged 15-19) with an unmet need for modern methods of contraception	20.9	No data
% of sexually active unmarried adolescent girls (aged 15-19) who currently use at least one method of modern contraception	No data	

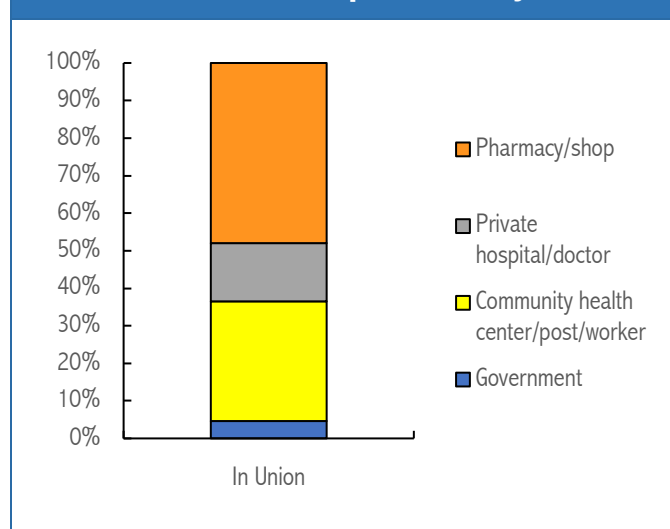
Current use and non-use of contraception, 15-19 years⁹ (2015)



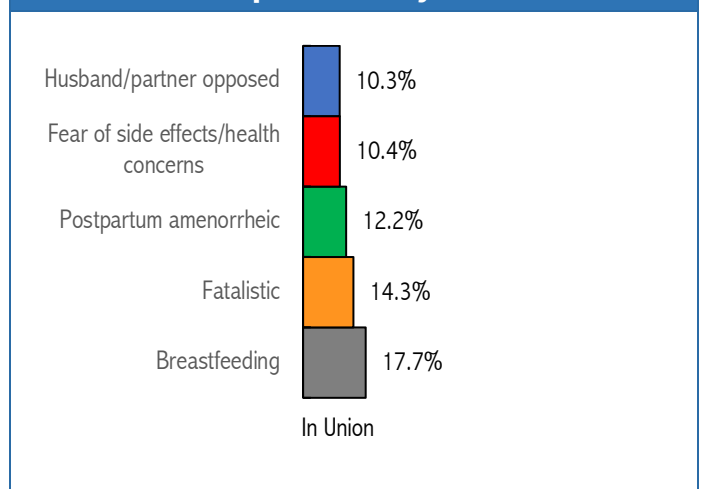
Contraceptive method mix, 15-19 years⁹ (2015)



Main sources of contraception, 15-19 years⁹ (2015)



Main reasons for not intending to use contraception, 15-19 years⁹ (2015)



HIV/AIDS, SEXUALLY TRANSMITTED INFECTIONS (STIs) AND HUMAN PAPILLOMA VIRUS (HPV)

	Female			Male		
	10-19 years	10-14 years	15-19 years	10-19 years	10-14 years	15-19 years
Number of adolescents living with HIV ¹⁰ (2020)	<200	<100	<200	<200	<100	<200
Number of new HIV infections among adolescents per year ¹⁰ (2020)	<100	No data	<100	<100	No data	<100
% of adolescents with comprehensive knowledge about AIDS ⁵ (2015)	No data	No data	0.6	No data	No data	4.3
% prevalence of sexually transmitted infections among adolescents ⁵ (2015)	No data	No data	11.7	No data	No data	3.4
% of sexually active adolescents who had an HIV test in the last 12 months and received the results ⁵ (2015)	No data	No data	1.2	No data	No data	0.0
% of girls, 15 or older, who have completed the full three dose vaccination schedule for HPV	No data	No data	No data	No data	No data	No data

MENSTRUAL HEALTH

	10-14 years	15-19 years
% of adolescent girls who were aware of menstruation before the onset of their first menstruation	No data	No data
% of adolescent girls who did not participate in social activities, school, or work due to their last menstruation in the last 12 months	No data	No data

DATA SOURCES

- World Population Prospects, 2019 Revision. *Population data*. United Nations Department of Economic and Social Affairs, Population Division. Available from: <https://esa.un.org/unpd/wpp/Download/Standard/Population/> [Accessed 15th May, 2020].
- United Nations. *World Urbanization Prospects, the 2014 Revision*. New York: United Nations; Department of Economic and Social Affairs, Population Division; 2014.
- Keeley B, Little C. *The State of the World's Children 2017: Children in a Digital World*. UNICEF: New York; 2017.
- UNESCO Institute of Statistics. *UIS Statistics*. Available from: <http://data.uis.unesco.org> [Accessed 15th May, 2020].
- Central Statistics Organization (CSO), Ministry of Public Health (MoPH), and ICF. *Afghanistan Demographic and Health Survey 2015. Kabul, Afghanistan*. Central Statistics Organization; 2017.
*Sexually active data is for adolescents who were ever married.
*Unmet need for modern methods of contraception for girls not married/in union is for the proportion that are sexually active in the last month.
- Central Statistics Organization. *Afghanistan Living Conditions Survey (ALCS) 2016-17*. Central Statistics Organization: Kabul; 2018.
- United Nations Department of Economic and Social Affairs, Population Division. *World Population Prospects. Fertility data- 2020-2025*. Available from: <https://population.un.org/wpp/Download/Standard/Fertility/> [Accessed 30th October 2019].
- KIT Royal Tropical Institute. *Afghanistan Health Survey (AHS) 2018*. Afghanistan; 2019.
- Central Statistics Organization (CSO), Ministry of Public Health (MoPH), and ICF. *Afghanistan Demographic and Health Survey 2015/AFIR70FL.DTA. Kabul, Afghanistan*. Central Statistics Organization; 2017.
- UNAIDS. *Trends of new HIV infections*. Available from: <http://aidsinfo.unaids.org> [Accessed 15th May, 2020].